

# SoliTherm® Peltier

Efficient enclosure cooling with Peltier technology

## External or recessed mounting



TG 3030

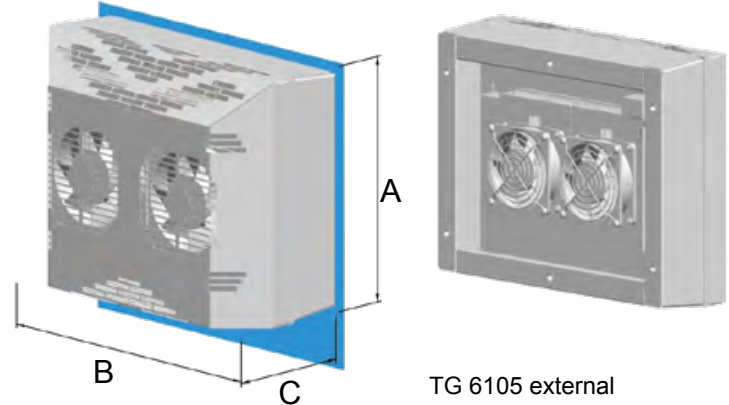
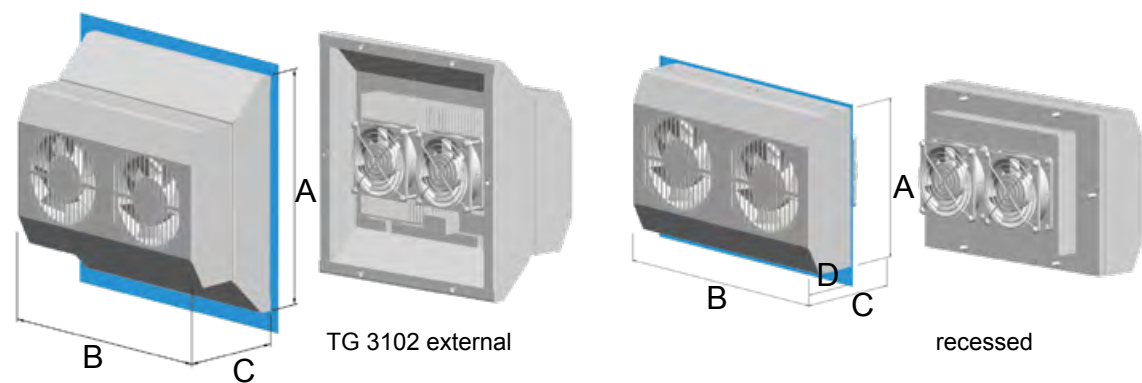
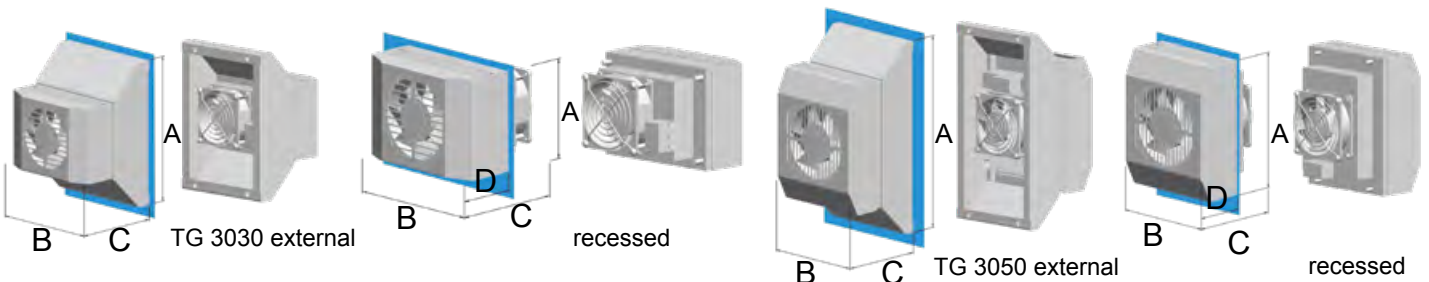
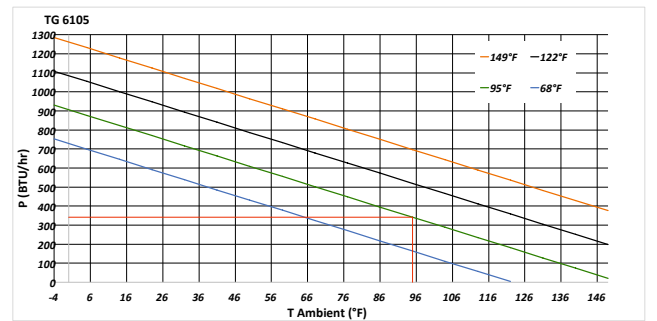
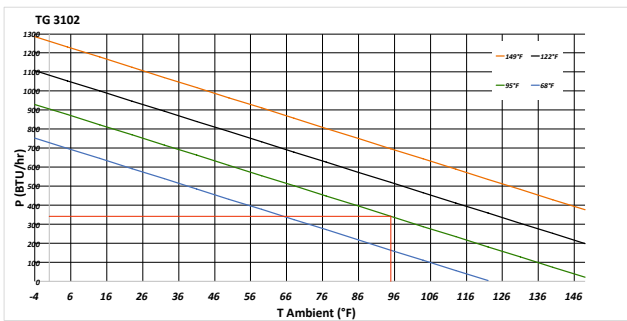
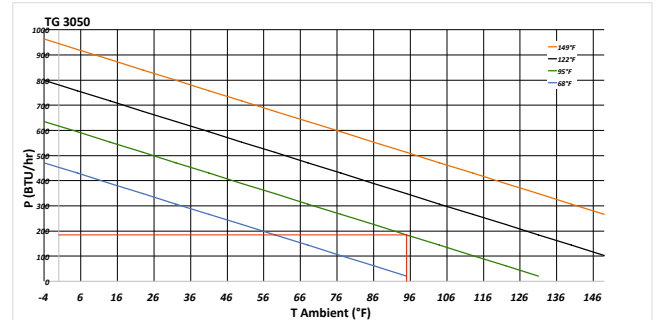
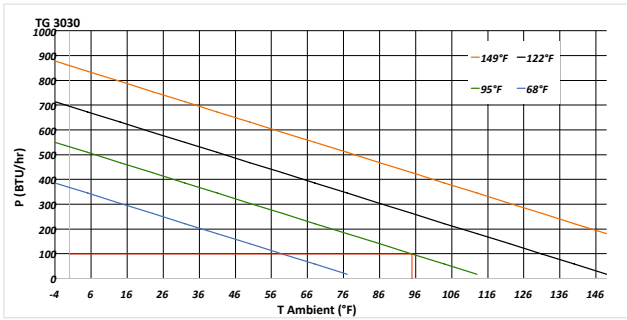
- ✓ Cooling capacities: 100, 170 and 340 BTU
- ✓ AC and DC models available
- ✓ Suitable for Indoor and Outdoor applications
- ✓ Can be mounted in any position <sup>1)</sup>
- ✓ NEMA 4X rated
- ✓ Ingress protection rating of IP 66
- ✓ Virtually maintenance free
- ✓ For accessories please refer to page 42



TG 3030, TG 3050, TG 3102, TG 6105					
Type	TG 3030	TG 3050	TG 3102	TG 6105	
Order number recessed	3030303	3050303	3102303	6105303	
Order number with frame	3030305	3050305	3102305	6105305	
Cooling capacity 95F / 95F	100 BTU	170 BTU	340 BTU		
Operating temperature range	-4°F - 149°F				
Setting range	n. a.			68°F - 122°F (cooling)	
Ambient / cabinet air flow	23 / 12 cfm	37 / 13 cfm	75 / 27 cfm	cfm	
Mounting	recessed / external (with frame)				
Dimensions A x B x C (D) recessed	4.33 x 6.06 x 5.08 (2.56) inch	8.11 x 6.06 x 5.32 (2.95) inch	7.87 x 11.97 x 5.43 (2.91) inch	11.02 x 13.78 x 5.51 (3.37) inch	
Dimensions A x B x C with frame	8.35 x 6.22 x 5.16 inch	11.89 x 6.22 x 5.35 inch	11.89 x 12.05 x 5.51 inch	11.02 x 13.78 x 5.83 inch	
Housing material	Stainless steel 304 (V2A)				
Weight (recessed / with frame)	4 lbs. / 6 lbs.	7 lbs. / 9 lbs.	13 lbs. / 16 lbs.	21 lbs. / 24 lbs.	
<b>ELECTRICAL DATA</b>					
Voltage / Frequency	12 V DC	24 V DC	24 V DC	120 - 230 V AC ~ 50/60 Hz	
Current 95F / 95F	2.8 A	2.4 A	4.8 A	1.1 A @ 120 V	0.5 A @ 230 V
Starting current	4.3 A	3.7 A	7.4 A	1.6 A @ 120 V	0.8 A @ 230 V
Max. current	2.9 A	2.5 A	4.9 A	1.1 A @ 120 V	0.6 A @ 230 V
Nominal power 95F / 95F	34 W	57.6 W	115 W	126 W	
Max. power	35 W	60 W	118 W	131 W	
Fuse rating	5 A (T)	4 A (T)	8 A (T)	2 A (T)	1 A (T)
Connection	Connection terminal block				
NEMA rating	NEMA 4X				
Certification	CE, RoHS	CE, RoHS, cURus		CE, RoHS	

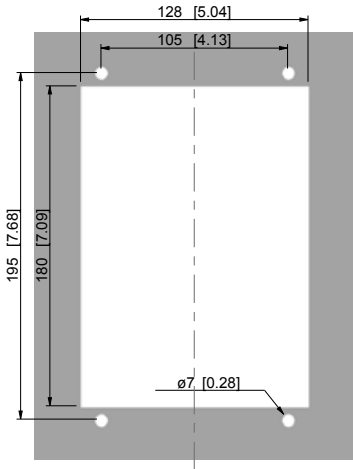
<sup>1)</sup> Depending on the mounting situation the condensation management may need to be considered and possibly adjusted.

## Performance graphs

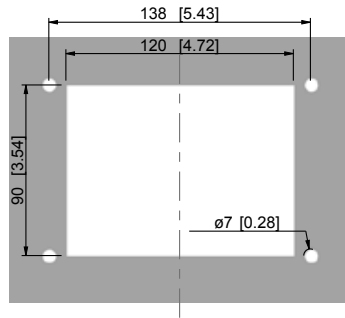


For mounting templates please refer to page 40

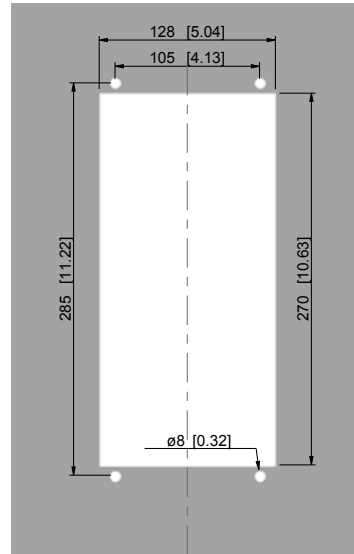
# Mounting templates Peltier units



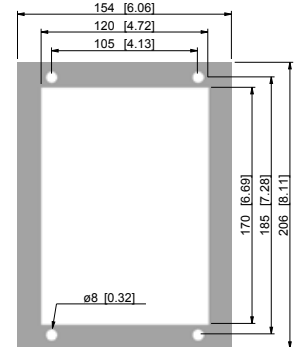
TG 3030 external



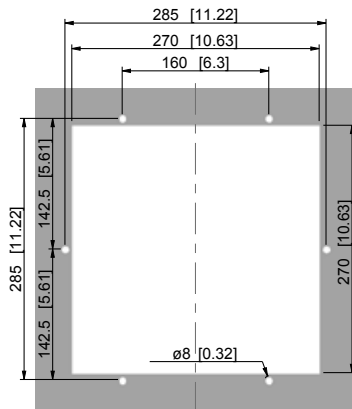
TG 3030 recessed



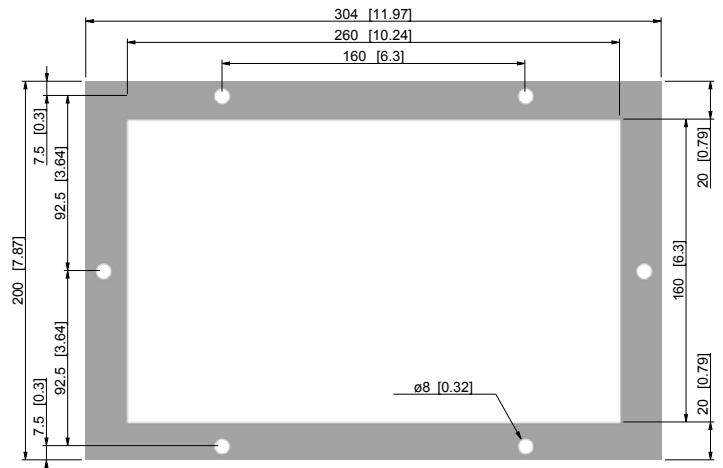
TG 3050 external



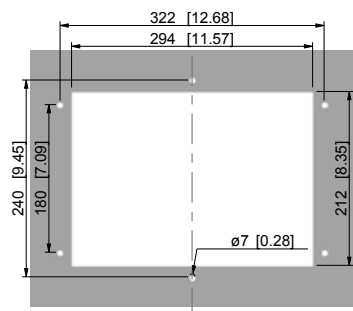
TG 3050 recessed




TG 3102 external



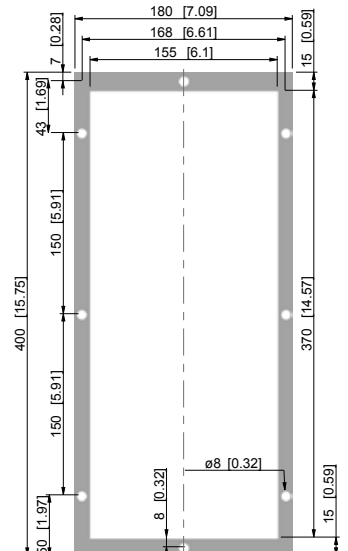
TG 3102 recessed



TG 6105 external



TG 3152 / 3200 external



TG 3152 / 3200 recessed