


# PHASE LOSS, PHASE REVERSAL & UNDERVOLTAGE

## PAP SERIES



- ◆ Protects against phase loss, phase reversal & undervoltage
- ◆ True RMS voltage measurement ensures accurate sensing across more applications
- ◆ Retains fault indication and continues monitoring all voltages even with a lost phase
- ◆ Full fault indication on top of unit for easy troubleshooting
- ◆ 10A SPDT output contacts



The PAP Series Three-Phase Monitor Relays continuously monitor all voltages to protect motors and equipment from expensive damage due to phase loss, phase reversal and undervoltage. These products detect single phasing and unbalanced voltages regardless of any regenerative voltages.

Utilizing an advanced microprocessor-based design allows true RMS voltage measurement with full wave monitoring. This provides a more accurate method to measure the voltages, regardless of load type or wave shape, and results in improved protection across more applications.

True RMS voltage measurement ensures accurate sensing in most generator and other applications with non-sinusoidal wave forms, eliminating nuisance tripping. Full wave monitoring provides a more accurate method to measure the voltages, regardless of load type or wave shape, resulting in improved protection across more applications.

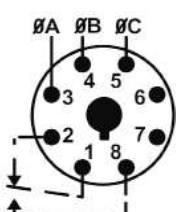
Unlike similar three-phase monitor relays, the PAP Series will continue to function even with a lost phase. They are the only line-powered units in their class to retain fault indication and continuous monitoring of all voltages during a phase loss, increasing the ease of troubleshooting and the level of protection.

The PAP Series have an adjustable undervoltage trip point of 75-95% of the line-line voltage setting. They utilize an industry-standard 8 pin octal socket.

### Operation:

When the proper three-phase line voltage is applied to the unit and the phase sequence (rotation) is correct, the relay is energized after the Restart Delay is completed. Any one of three fault conditions will de-energize the relay after a delay. Re-energization is automatic upon correction of the fault condition. A bi-color status LED indicates normal condition and also provides specific fault indication to simplify troubleshooting.

### PAP SERIES

PROTECTS AGAINST	LINE-LINE VOLTAGE▲ 50/60 Hz	UNDER-VOLTAGE RANGE	CATALOG NUMBER	WIRING/ SOCKET
Phase Loss, Phase Reversal, & Undervoltage	208V	156-198V	PAP208	8 Pin Octal <b>70169-D</b>  <b>DIAGRAM 23</b>
	240V	180-230V	PAP240	
	400V	300-380V	PAP400 ●	
	480V	360-460V	PAP480 ●	
	575V	431-546V	PAP575 ●	

- ▲ Phase-to-Phase (Line-to-Line).
- Requires a 600V-rated socket when used on system voltages above 300V.

Sockets & Accessories available



Better. By Design.

**800.238.7474**

**WWW.MACROMATIC.COM**

**SALES@MACROMATIC.COM**

# PHASE LOSS, PHASE REVERSAL & UNDERVOLTAGE

## PAP SERIES

### APPLICATION DATA

#### Voltage Requirements:

RANGE (50/60HZ ±5%)	MIN VOLTAGE	MAX VOLTAGE	CATALOG NUMBER
156-198V AC	156V AC	550V AC	PAP208
180-230V AC	156V AC	550V AC	PAP240
330-380V AC	156V AC	550V AC	PAP400
360-460V AC	156V AC	550V AC	PAP480
431-546V AC	390V AC	660V AC	PAP575

**Power Consumption:** Less than 40VA

#### Phase Loss:

Unit trips on loss of any Phase A, B or C, regardless of any regenerative voltages.

#### Phase Reversal (Out-of-Sequence):

Unit trips if sequence (rotation) of the three phases is anything other than A-B-C. It will not work on C-B-A.

#### Undervoltage:

Adjustable from 75-95% of the line voltage setting. Unit trips when the average of all three lines is less than the adjusted set point for a period longer than the adjustable trip delay. It will reset at +3% of the Undervoltage trip setting.

#### Response Times:

Restart:	1 second fixed
Drop-out Due to Fault:	
Phase Loss and Reversal:	100ms fixed
Undervoltage:	4 seconds fixed

**Output Contacts:** SPDT 10 A @ 277V AC / 7A @ 30V DC;  
1HP @ 250V AC, 1/2HP @ 125V AC,  
C300 Pilot Duty

**Life:** Mechanical: 10,000,000 operations; Full Load: 100,000 operations

**Temperature:** Operating: -28° to 65°C (-18° to 149°F)  
Storage: -40° to 85°C (-40° to 185°F)

**Mounting:** Uses an 8 pin octal socket. Requires a 600V-rated socket when used on system voltages greater than 300V such as Macromatic Catalog Number 70169-D.

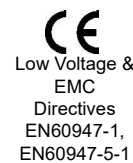
#### Status LED:

	LED STATUS	STATUS
GREEN		NORMAL (RELAY ON)
		RESTART (DELAY)
RED		REVERSAL
		LOSS
		LOW VOLT (UNDERVOLTAGE)

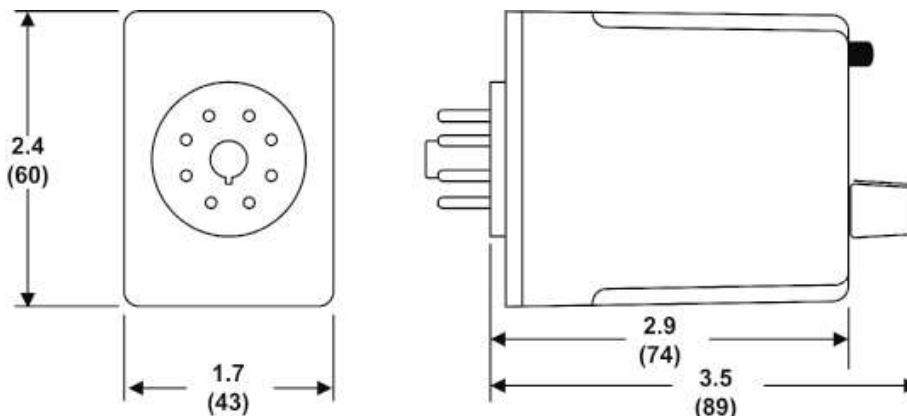
#### Reset:

Automatic upon correction of fault.

#### Approvals:



### DIMENSIONS



All Dimensions in Inches (Millimeters)