

MULTI-FUNCTION | MULTI-RANGE

ANALOG-SET | TAA SERIES



- ◆ 6 field-selectable functions in one unit
- ◆ Large dial for setting of time delay
- ◆ 50ms to 100 Hours programmable timing range
- ◆ Universal 100-240V AC/ 24-240V DC input voltage
- ◆ Panel, track or surface mounting
- ◆ 1/16 DIN style case (comes with panel-mounting adaptor)



Better. By Design.

800.238.7474

WWW.MACROMATIC.COM

SALES@MACROMATIC.COM

MULTI-FUNCTION ◆	INPUT VOLTAGE	CATALOG NUMBER	WIRING/SOCKETS ■
Includes Six (6) Functions Built-in (See "Definitions of Timing Functions".)	100-240V AC 50/60Hz & 24-240V DC	TAA1U	SEE DIAGRAMS NEXT PAGE 8 Pin Octal
Includes Six (6) Functions Built-in (See "Definitions of Timing Functions".)	100-240V AC 50/60Hz & 24-240V DC	TAA2U	SEE DIAGRAMS NEXT PAGE 11 Pin Octal

◆ See "Definitions of Timing Functions".

■ See below for **Sockets & Accessories**.

APPLICATION DATA

Voltage Tolerance:

±10% of rated voltage.

Load (Burden):

Less than 2.5 VA

Repeat Accuracy:

±0.01%, ±0.05 seconds (includes variation due to voltage and temperature changes).

Recycle Time:

0.2 seconds maximum.

Temperature:

Operating: -10° to 55°C (14° to 131°F)
Storage: -40° to 85°C (-40° to 185°F)

LED Indicators: One red LED indicates Input Voltage/Timing (flashing) & a second red LED indicates relay status.

Output Contacts:

5A DPDT Resistive @ 250V AC

Enclosure Protection Rating:

IP40 (front face)

Life:

Mechanical: 10,000,000 operations
Full Load: 100,000 operations

Approvals:



SOCKETS & ACCESSORIES

DESCRIPTION	PRODUCT NUMBER
8 Pin Octal Socket	70169-D❖
8 Pin Octal Socket (Back Mounting)	OR08-PC
11 Pin Octal Socket	70170-D❖
11 Pin Octal Socket (Back Mounting)	OR11-PC
Panel-Mounting Adaptor	Included



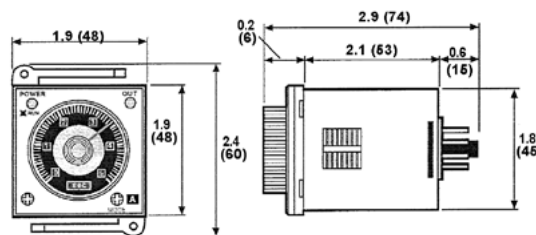
OR08-PC



OR11-PC

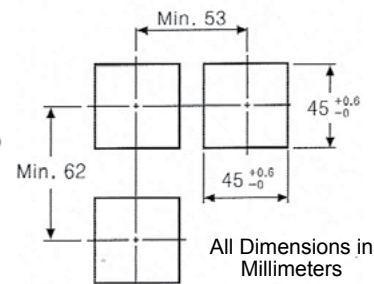
❖ For Surface or Track Mounting-See Sockets & Accessories for additional information

DIMENSIONS



All Dimensions in Inches (mm)

PANEL CUTOUT




All Dimensions in Millimeters

TIME DELAY RELAYS | 1/16 DIN MOUNTING


DEFINITION OF TIMING FUNCTIONS

ANALOG-SET | TAA SERIES

Functions for TAA1U



Functions for TAA2U



TAA1U Functions A, F

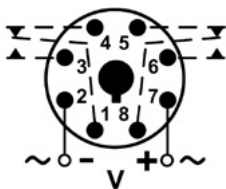


DIAGRAM 134

TAA1U Functions A1, B, F1 & I

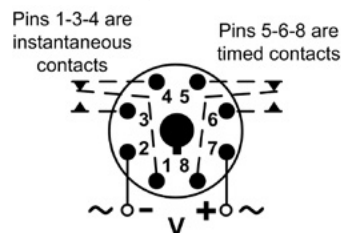


DIAGRAM 182

TAA2U All Functions

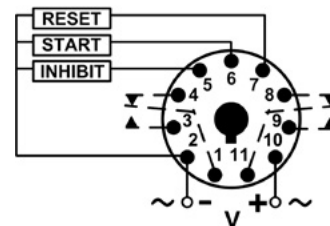


DIAGRAM 183