

# SoliTherm® Peltier

Efficient enclosure cooling with Peltier technology



TG 3152

## External or recessed mounting

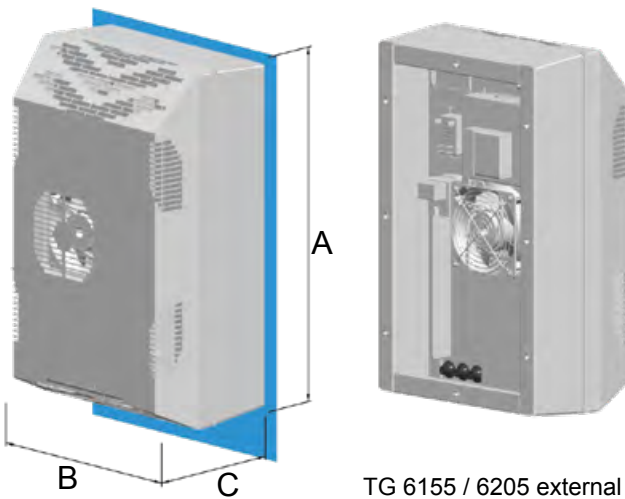
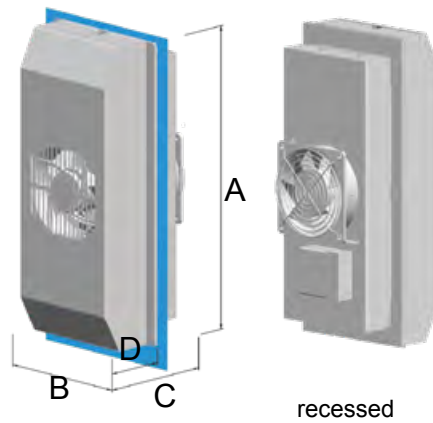
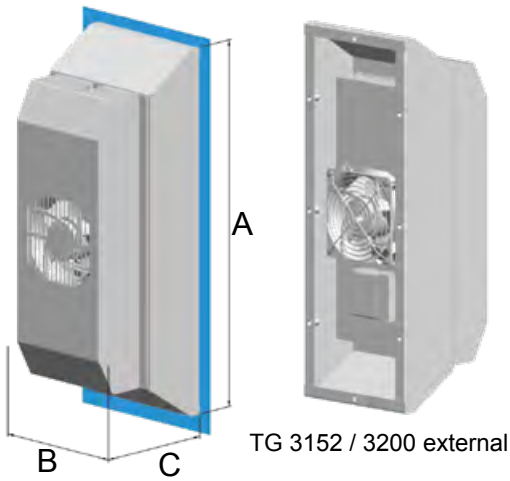
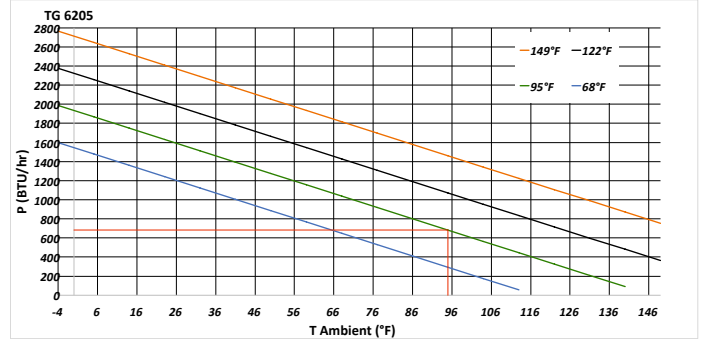
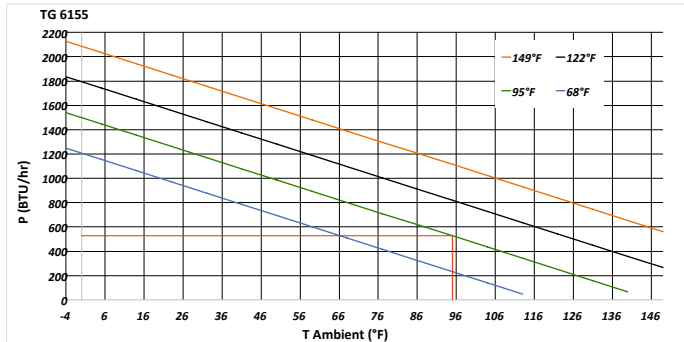
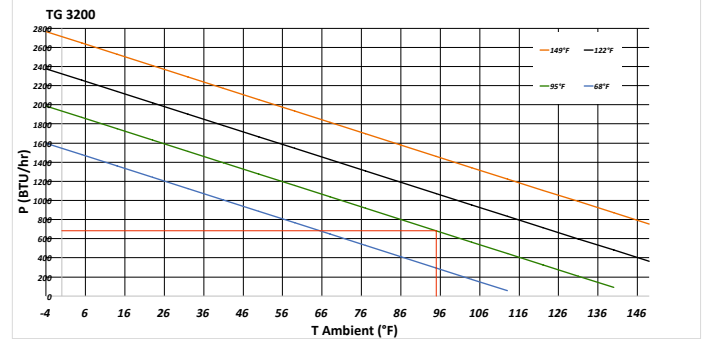
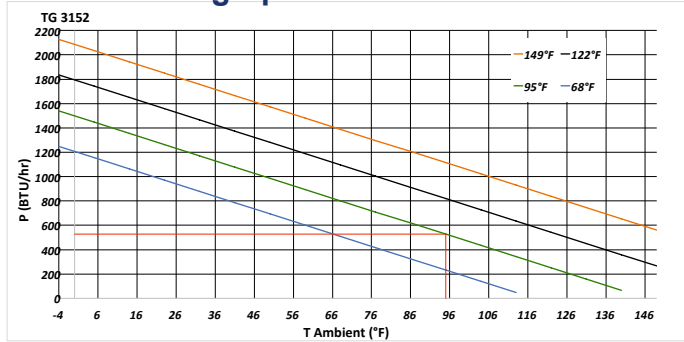
- ✓ Cooling capacities: 510, 680 and 850 BTU
- ✓ AC and DC models available
- ✓ Suitable for Indoor and Outdoor applications
- ✓ Can be mounted in any position <sup>1)</sup>
- ✓ NEMA 4X rated
- ✓ Ingress protection rating of IP 66
- ✓ Virtually maintenance free
- ✓ For accessories please refer to page 42



TG 3152, TG 3200, TG 6155, TG 6205							
Type	TG 3152	TG 3200	TG 3200	TG 6155	TG 6205		
Order number recessed	3152303	3200303	3200308	6155303	6205303		
Order number with frame	3152305	3200305	3200310	6155305	6205305		
Cooling capacity 95F / 95F	510 BTU	680 BTU	850 BTU	510 BTU	680 BTU		
Operating temperature range	-4°F - 149°F						
Setting range	n. a.			68°F - 122°F (cooling)			
Ambient / cabinet air flow	75 / 27 cfm	70 / 70 cfm		70 / 35 cfm	70 / 70 cfm		
Mounting	recessed / external (with frame)						
Dimensions A x B x C (D) recessed	15.75 x 7.09 x 6.73 (3.19) inch			19.69 x 11.81 x 7.64 (4.23) inch			
Dimensions A x B x C with frame	19.69 x 7.4 x 6.85 inch			19.69 x 11.81 x 7.87 inch			
Housing material	Stainless steel 304 (V2A)						
Weight (recessed / with frame)	20 lbs. / 28 lbs.	22 lbs. / 30 lbs.		36 lbs. / 42 lbs.	38 lbs. / 44 lbs.		
<b>ELECTRICAL DATA</b>							
Voltage / Frequency	24 V DC	24 V DC	48 V DC	120 - 230 V AC ~ 50/60 Hz			
Current 95F / 95F	7 A	10.8 A	8.5 A	1.4 A @ 120 V	0.7 A @ 230 V	1.9 A @ 120 V	1.0 A @ 230 V
Starting current	11 A	17 A	14 A	2.1 A @ 120 V	1.1 A @ 230 V	2.9 A @ 120 V	1.5 A @ 230 V
Max. current	7.5 A	11.6 A	9.3 A	1.5 A @ 120 V	0.8 A @ 230 V	2.0 A @ 120 V	1.0 A @ 230 V
Nominal power 95F / 95F	168 W	260 W	400 W	171 W		230 W	
Max. power	180 W	280 W	440 W	178 W		239 W	
Fuse rating	10 A (T)	16 A (T)	13 A (T)	3 A (T)	32 A (T)	3 A (T)	32 A (T)
Connection	Connection terminal block						
NEMA rating	NEMA 4X						
Certification	CE, RoHS, cURus			CE, RoHS			

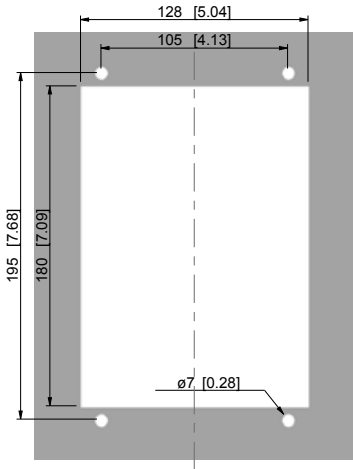
<sup>1)</sup> Depending on the mounting situation the condensation management may need to be considered and possibly adjusted.

## Performance graphs

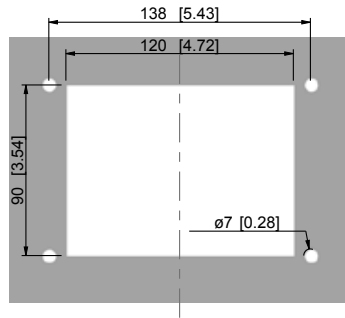


For mounting templates please refer to page 40, 41

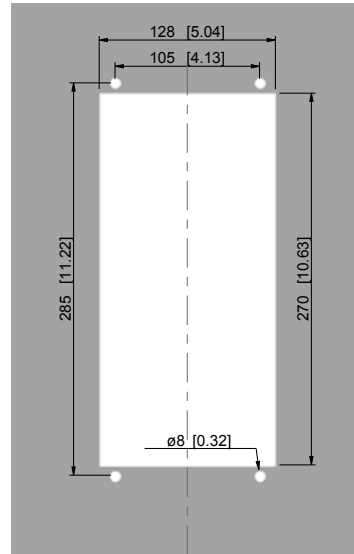
# Mounting templates Peltier units



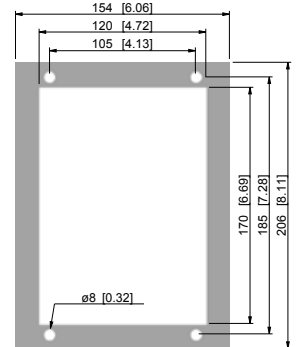
TG 3030 external



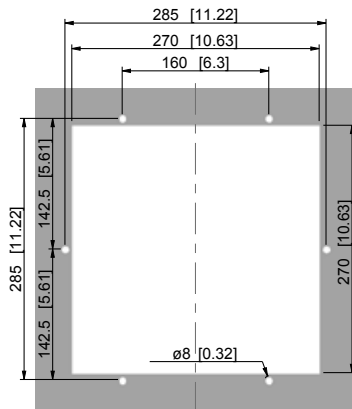
TG 3030 recessed



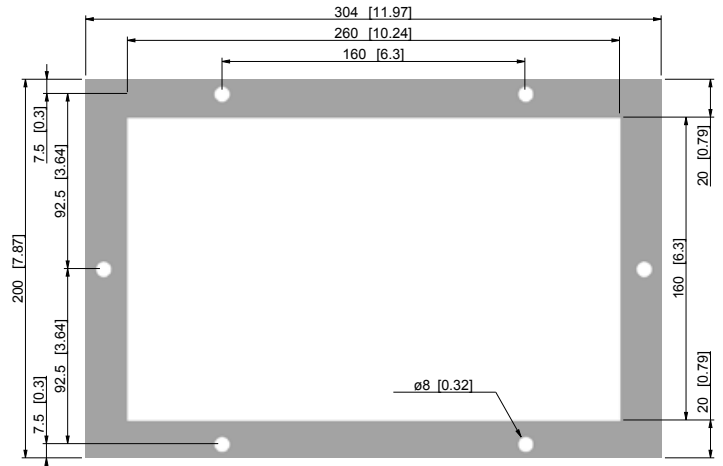
TG 3050 external



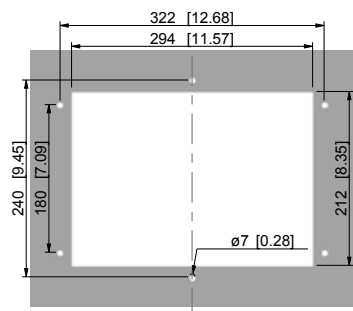
TG 3050 recessed




TG 3102 external



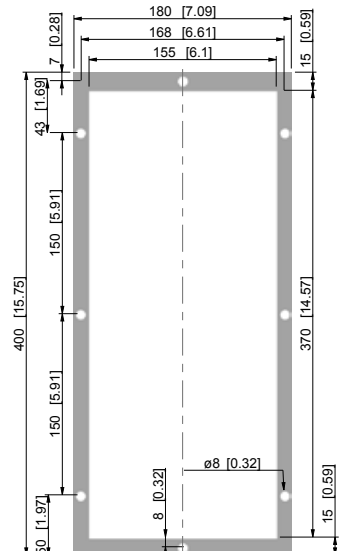
TG 3102 recessed



TG 6105 external



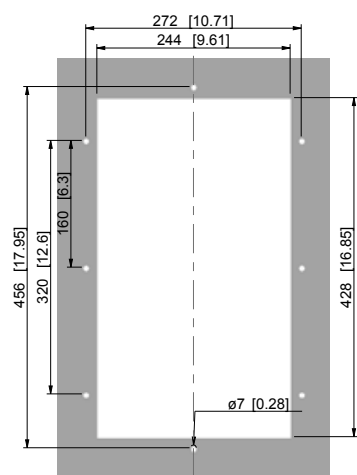
TG 3152 / 3200 external



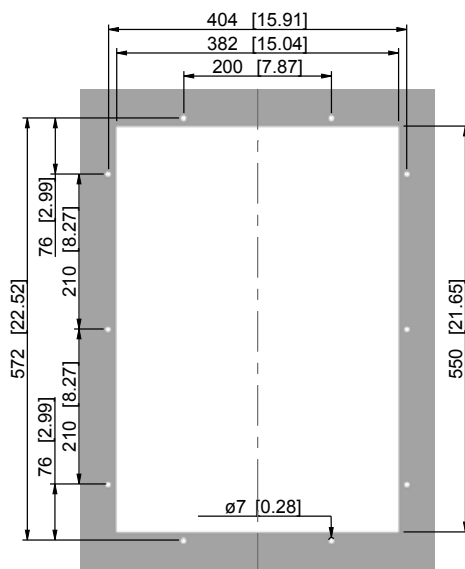
TG 3152 / 3200 recessed



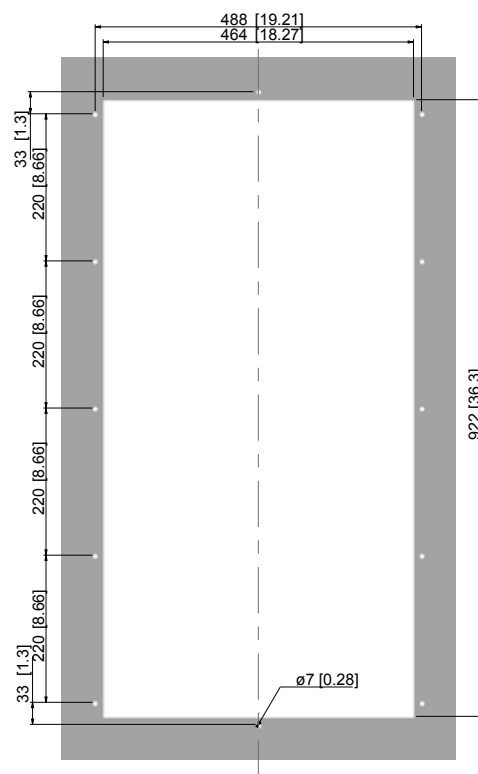
# Mounting templates Peltier units



TG 6155 / 6205 / 6255 external



TG 6405 external / recessed



TG 6805 external / recessed

