

# TRIPLEXOR

## ATP SERIES



- ◆ For Triplex Control of three loads
- ◆ Works with 3 Switch inputs- LEAD, LAG & LAG2
- ◆ Optional top-mounted switch allows use as standard Triplexor or as Duplexor until system expansion requires additional third Load
- ◆ Control voltages of 120V AC or 24V AC/DC
- ◆ Plug-in enclosure utilizes industry-standard 8 Pin octal or 12 Pin square sockets
- ◆ Input Switch Failure Indication
- ◆ Pilot Duty Rating



Better. By Design.

**800.238.7474**  
**WWW.MACROMATIC.COM**  
**SALES@MACROMATIC.COM**

Macromatic ATP Series Triplexors are used in three load applications requiring both the optimization of load usage by equalizing the run time of multiple loads and additional capacity in case of excess load requirements.

As standard, these products operate as a normal Triplexor with three inputs. An optional version with an 8-position rotary switch is offered. This allows the unit to operate as either a:

- (a) standard Triplexor
- (b) Triplexor locking Load 1, 2 or 3 as the first to be energized (Lead Load)
- (c) standard Duplexor until system expansion requires control for a third Load
- (d) Duplexor locking Load 1 or 2 as the first to be energized (Lead Load)



All versions offer an indication of a switch failure (out-of-sequence) - LEDs will flash if any switch closes out of sequence. Also, if power is lost and returns with more than just the LEAD Switch closed, there is a fixed 10 second delay between energization of the first output and subsequent outputs to prevent all Loads from coming on at the same time.

FUNCTION	CONTROL VOLTAGE	CATALOG NUMBER	WIRING/SOCKET
TRIPLEXOR/ DUPLEXOR w/o Switch	120V AC 24V AC/DC	ATP120A1 ATP024A1	8 Pin Octal <b>70169-D</b> 
TRIPLEXOR/ DUPLEXOR w/ Switch	120V AC 24V AC/DC	ATP120A1R ATP024A1R	
TRIPLEXOR/ DUPLEXOR w/ Switch	120V AC 24V AC/DC	ATP120A7R ATP024A7R	12 Pin Square <b>SD12-PC</b> 

# TRIPLEXOR ATP SERIES

## APPLICATION DATA

**Voltage Tolerances:** +10%/-15% at 50/60Hz. (AC);  
+10%/-15% of control voltage (DC)

**Load (Burden):** Less than 2VA for all voltages

**Output Contacts:** (3) SPNO 3A @ 24/120V AC General Purpose;  
C300 Pilot Duty; 1/6HP @ 24/120VAC

**Life:**

Mechanical: 10,000,000 operations;  
Full Load: 100,000 operations

**Temperature:** Operating: -28° to 65°C (-18° to 149°F)  
Storage: -40° to 85°C (-40° to 185°F)

**Time Delay:** If power is lost & returns with more than just the LEAD Switch closed, there is a fixed 10 second delay between energization of the second output (Triplex & Duplex mode) & third output (Triplex mode only) to prevent all Loads from coming on at the same time.

**LED Indication:** One of the Red LEDs will be steady ON to indicate which Load will be energized first; all will flash (3 in Triplex mode or 2 only in Duplex mode) to indicate a switch out-of-sequence error.

**Optional Selector Switch Settings:**

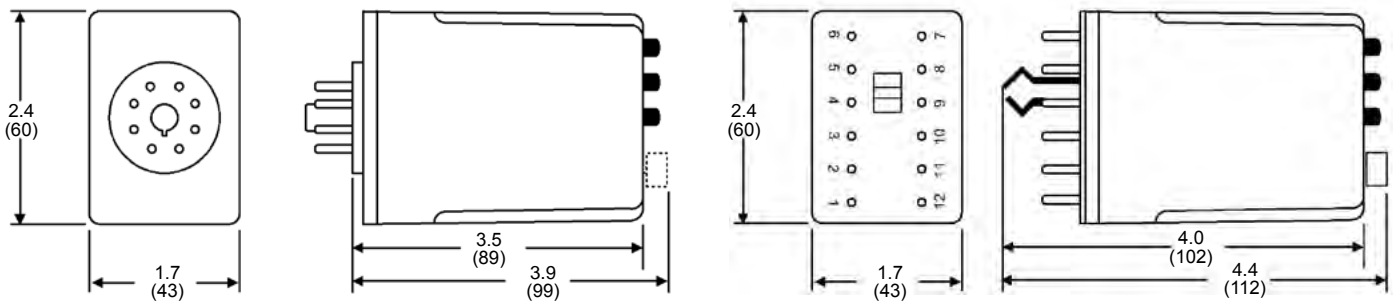
Allows unit to operate as standard Triplexor or Duplexor, or lock selected Loads to operate first (Lead Load) each time:

Triplex	Duplex
Triplex--Lead 1	Duplex--Lead 1
Triplex--Lead 2	Duplex--Lead 2
Triplex--Lead 3	

Approvals:  US  
File #E109466

 LISTED  
IND. CONT. EQUIP  
SQUIT  
with appropriate socket  
File #E109466

## DIMENSIONS



8 Pin Products Only

12 Pin Products Only

All Dimensions in Inches (Millimeters)

# SOCKETS & ACCESSORIES

## 8 Pin Octal Socket- Surface or DIN Rail-Mounted

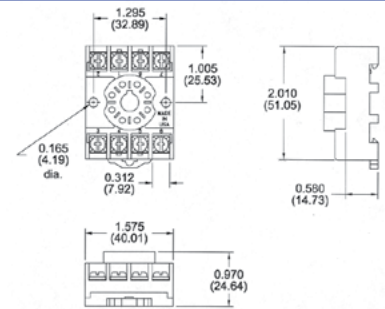
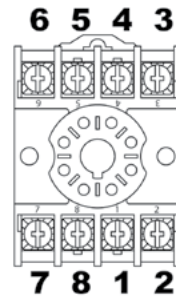
- ◆ 10A @ 600V
- ◆ 1 or 2 #12-20 AWG Wire
- ◆ Pressure Wire Clamp Terminations
- ◆ Recommended Tightening Torque  
12 in-lbs



File #E169693 File #LR701114



Catalog Number:  
70169-D



## 11 Pin Octal Socket Surface or DIN Rail-Mounted

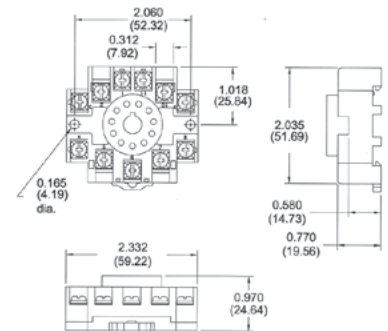
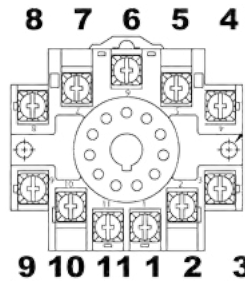
- ◆ 10A @ 300V
- ◆ 1 or 2 #12-20 AWG Wire
- ◆ Pressure Wire Clamp Terminations
- ◆ Recommended Tightening Torque  
12 in-lbs



File #E169693 File #LR701114



Catalog Number:  
70170-D



## 8 Pin Octal Socket- Back-Mounted

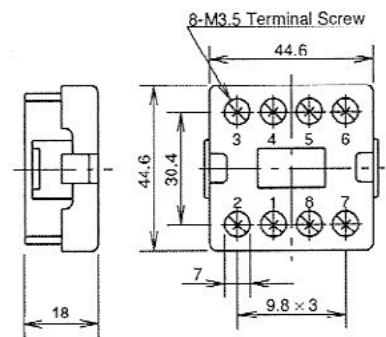
- ◆ 10A @ 300V
- ◆ Pressure Wire Clamp Terminations
- ◆ Recommended Tightening Torque  
of 10 in-lbs



File #E62437



Catalog Number:  
OR08-PC



## 12 Pin Socket Surface-Mounted

- ◆ 10A @ 600V
- ◆ #12-20 AWG Wire
- ◆ Pressure Wire Clamp Terminations
- ◆ Recommended Tightening Torque  
12 in-lbs

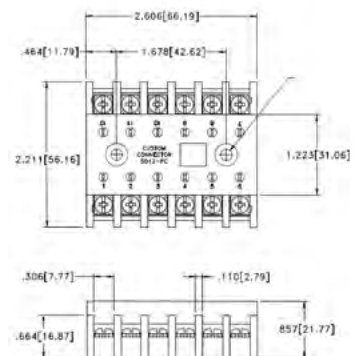
**NOTE:** If a 12 Pin Socket is required for DIN-rail mounting, please contact Macromatic.



File #LR29513



Catalog Number:  
SD12-PC



## Hold Down Spring

Can be used for:

- ◆ Panel-Mounted Sockets
- ◆ Sockets Mounted to 35mm DIN Rail \*

\* Requires two #8, 3/4" length machine screws with washers & nuts--contact Macromatic or [www.macromatic.com/70166](http://www.macromatic.com/70166) for more information.



Catalog Number:  
70166

